

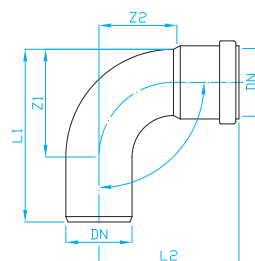
# HT PP VNITŘNÍ ODPADNÍ SYSTÉM

HT PP INTERNAL DRAINAGE SYSTEM | HT PP HAUSABFLUSSSYSTEM | HT ПП ВНУТРЕННЯЯ КАНАЛИЗАЦИЯ

## HT PP Oblouky

HT PP curve  
HT PP Kurve  
Кривая HT PP

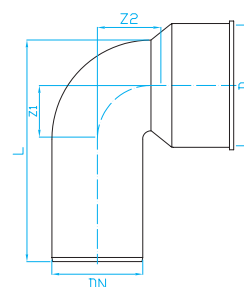
ART.	DN	L1	L2	Z1	Z2	$\alpha$	balení ks
CK49000	40	120	105	75	60	87°	10/1
CK59000	50	130	110	85	60	87°	10



## HTSW Připojovací koleno

Spigot bend  
Sifonbogen  
Отвод сифонный

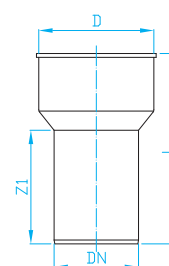
ART.	D/DN	L	Z1	Z2	DN	HTGM	balení ks
CP43000	40/32	80	15	20	32	G	20
CP44000	40/40	105	18	20	32	A	20
CP54000	50/40	100	18	25	32, 40	B, C, G	20
CP55000	50/50	114	20	26	40	C, G	20
CP65000	60/50	104	27	30	40, 50	D, E, F	20



## HTS Dopojení přímé

Siphon connector  
Siphonanschluss  
Переходник сифонный

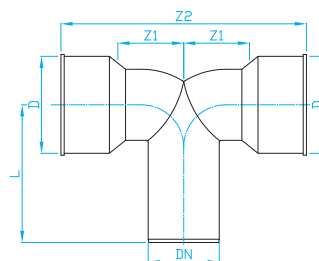
ART.	D/DN	L	Z1	HTGM	balení ks
CP43200	40/32	92	51	G	20
CP54200	50/40	78	45	B, C	20
CP65200	60/50	118	64	E, F	20



## HTDSW Dopojovací koleno dvojité

Double siphon bend  
Doppelsiphonbogen  
Отвод сифонный двойной

ART.	D	L	Z1	Z2	DN	HTGM	balení ks
CP44100	50	90	40	142	50	C	20/1



## HTGM Těsnění

Rubber gasket  
Gummimanschette  
Уплотнения

ART.	D/d2	HTGM	HTSW	balení ks
CG43A00	40/32	A	40/40	20
CG43B00	50/32	B	50/40	20
CG43G00	46/32	G	50/40; 50/50	20
CG44C00	50/40	C	50/40; 50/50	20
CG54E00	60/40	E	60/50	20
CG63D00	60/32	D	60/50	20
CG65F00	60/50	F	60/50	20

